Multiple District U

As of October 2026 Cumulative

Year	New Clubs	Dropped Clubs	Gain/ Loss Clubs	New Members	Charter Members	Reinstate Members	Transfer Members	Total Member Added	Total Members Dropped	Gain/ Loss Members
2022-2023	3	10	-7	269	94	12	14	389	554	-165
2023-2024	4	5	-1	378	105	27	23	533	440	93
2024-2025	1	3	-2	322	41	23	23	409	393	16
2025-2026	4	3	1	359	99	46	73	577	521	56
2026-2027	0	4	-4	63	1	3	7	74	78	-4
Average	**2**	**5**	**-3**	**278**	**68**	**22**	**28**	**396**	**397**	**-1**

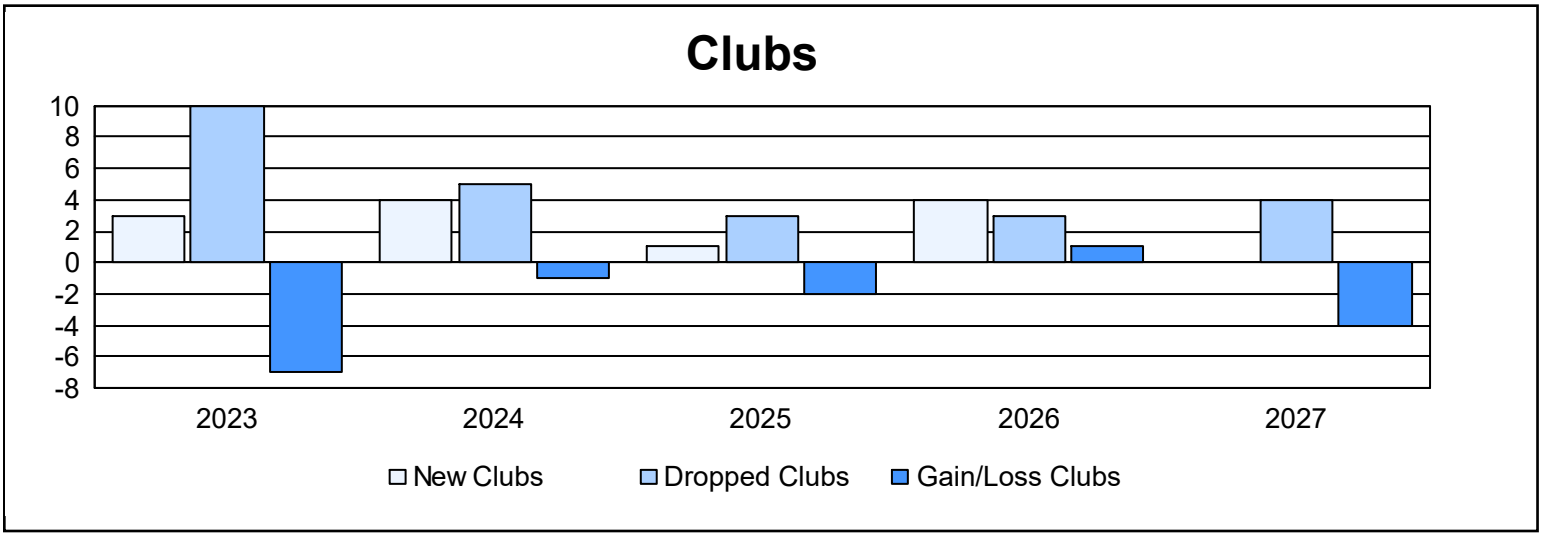

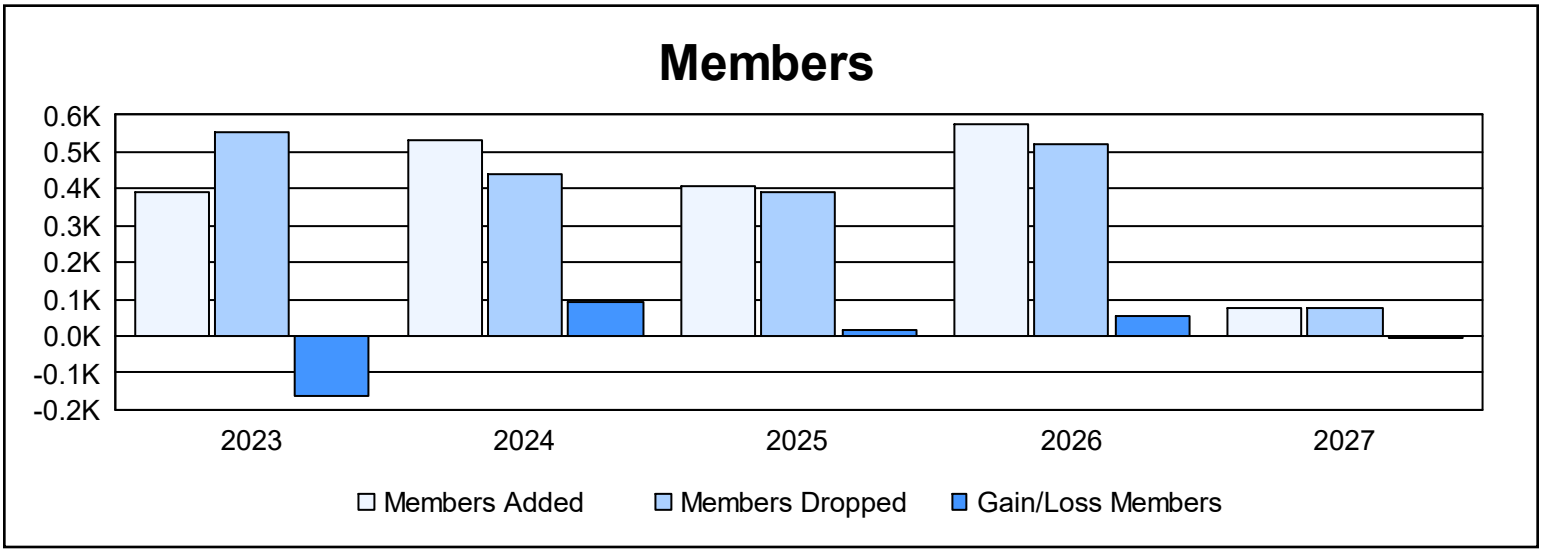

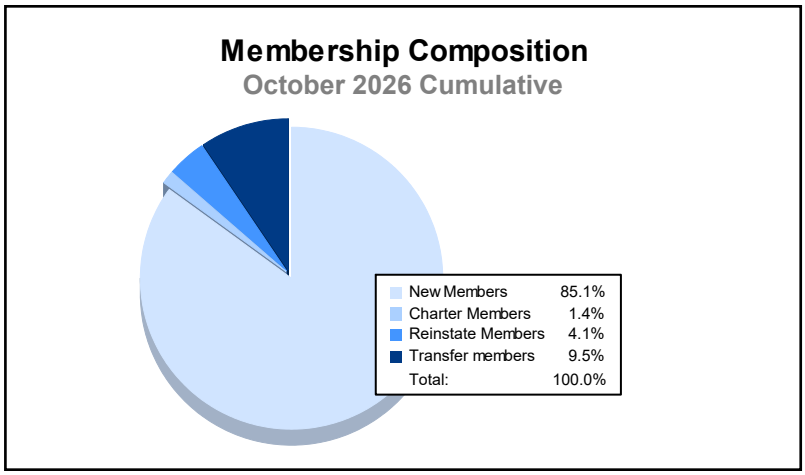
Membership Composition
October 2026 Cumulative
New Members 85.1%
Charter Members 1.4%
Reinstate Members 4.1%
Transfer members 9.5%
Total: 100.0%

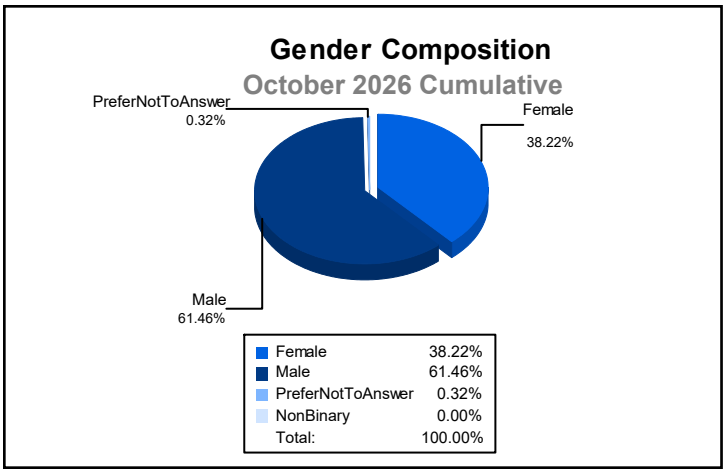
Gender Composition
October 2026 Cumulative
PreferNotToAnswer
0.32%
Female
38.22%
Male
61.46%
Female 38.22%
Male 61.46%
PreferNotToAnswer 0.32%
NonBinary 0.00%
Total: 100.00%